

2021 Fall Semester

Guide for Taking the Online English Proficiency Test for freshmen

IFLS Foreign Language Center

August 6, 2021

Korea University IFLS Foreign Language Center will conduct an online English proficiency test to determine the appropriate level of Academic English for the 2021 fall semester. This test follows the TOEIC format. **The English proficiency test is a mandatory requirement for freshmen at Korea University registering for Academic English, and must be taken prior to Academic English course registration.** *Please note that you cannot register in any Academic English course unless you first take the English level test.

1. Students required to take the English level test:

- All students (including international freshmen and international transfer students) entering Korea University in 2021
- All Korean nationals residing abroad (재외국민) and entering Korea University in 2021
- Any student who entered Korea University from 2012 to 2021 and has not yet taken the English level test.

2. Format:

- a. primary level assessment: online English proficiency test following the TOEIC format
 - Total 200 questions (Listening 100, Reading 100), to be taken in 2 hours (120 minutes)
 - **The test is available 1 time only**
- b. secondary level assessment will be conducted in class by foreign faculty (in the 1st week of the fall semester)
 - Students scoring in the advanced level will be evaluated on their English level by a 1:1 Zoom session with foreign professors of the IFLS.

3. Fee: free

4. Online English Test Schedule

Period	Students	Result of English level	Etc.
Aug 17(Tue) 9:00 AM ~ Aug 18(Wed) 12:00 Noon (KST)	All freshmen	10 AM, Aug 25 (Wed)	available within the test hours

5. How to take the English level test:

a. Individual testing (computer or *mobile phone*)

*you must be in Korea to use your mobile phone to take the test

1) Computer: Visit website for Korea University (<https://www.eslscat.com/class/kufresh2>)>
Log in > Take the test

※ ID for newly entering freshmen: “212+Application Number” (Ex.: 212DABA20000)

※ ID for students who entered from 2012 to 2021 spring semester: “Student ID” (Ex.: 2019130789)

※ Password: sent to your email. Please check your email account that you provided when you applied to KU (current students need to check their KU email account as well)

2) Mobile: Search “esls TOEIC” > Download application

※ Students not currently in Korea cannot access the test on their mobile phones.

Their test must be done through a computer.

b. Log-in: Click [Study Room] > Click [Start] > take the level test

※ For the listening test, a computer or mobile phone must have a speaker or earphone connection

6. English level test result

a. Based on the result of the online English level test, students will be notified of their level: Foundation, Intermediate, or Advanced.

b. How to obtain your test result (level):

- Test results will open after 10AM Aug. 25 (before this date, it shows as ‘Not taken (미응시)’) >

- Go to <http://sugang.korea.ac.kr>

- Click the menu option [Find a freshman’s student number] to get your result

- Type your name, your application number and date of birth (YY-MM-DD) ex) 950106
- Find your English level (영어수준): 초급 (Foundation), 중급 (Intermediate) or 고급 (Advanced)
- For students already enrolled at Korea University, test results will be sent to your registered email account.

7. Course registration **for freshmen**

1) Foundation & Intermediate levels: Students should register for a section based on their English level result.

- Secondary level assessment will be conducted in class by your foreign professor in the 1st week of the fall semester. If a foreign professor suggests that you change your English level based on the result of the secondary level assessment, you should change your section by yourself during the add/drop period.

※ Changes between Foundation and Intermediate level are allowed. Moving to the advanced level is not possible.

-Foundation class: IFLS011-R1 ~ R7 Academic English 1

-Intermediate class: IFLS011-RA ~ RL Academic English 1

● Course Registration Schedule for freshmen and transfer students 2021 Fall semester

Student	Period	Date & Time
Freshmen & Transfer Students	Course registration	10 AM, Aug 26 (Thu) ~ 12:00 Noon, Aug 27 (Fri)
	Add/drop period	Freshmen: 9:30 PM Sep 7 (Tue) ~ 12:00 Noon, Sep 8 (Wed) All others: 6:30 PM Sep 8 (Wed) ~ 12:00 Noon, Sep 9 (Thu)

2) Advanced level: Students who are assigned to the advanced level based on the result of the online English level test will have their level confirmed through secondary level assessment by the foreign faculty (Zoom).

- You will be notified individually of detailed information about the secondary level



assessment (expected date for the secondary level assessment: Aug 23~24, 2021)

- Students who are finally evaluated as advanced will be exempted from taking Academic English.
- ✕ These students will be required to take additional credits in the any course among major and general courses to compensate for being exempted from Academic English.
- If your final English level is confirmed as Foundation or Intermediate, you should register by yourself for Foundation or Intermediate level courses.

8. Course registration for students already enrolled at Korea University

- Students already enrolled at Korea University can register for Academic English courses during the add/drop period.
- Test results will be sent to your registered email account.

9. For inquiries

a. Online English level test system inquiry

- 1) HELP DESK Q&A bulletin board (<https://www.eslscat.com/class/kufresh2>)
- 3) E-mail: leejingu@ybm.co.kr
- 4) HELP DESK contact number: 82-2-2008-5290 (available in Korean only)

b. Academic English Course registration inquiry: Contact IFLS Foreign Language Center

-Email: 7942pjy@korea.ac.kr / Contact Number: 82-2-3290-1455 (available in Korean or English)

How to take the test

TEST



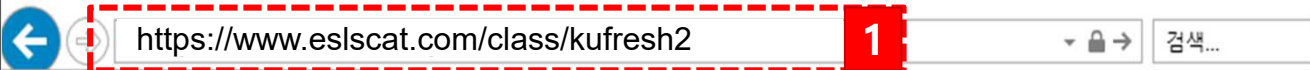
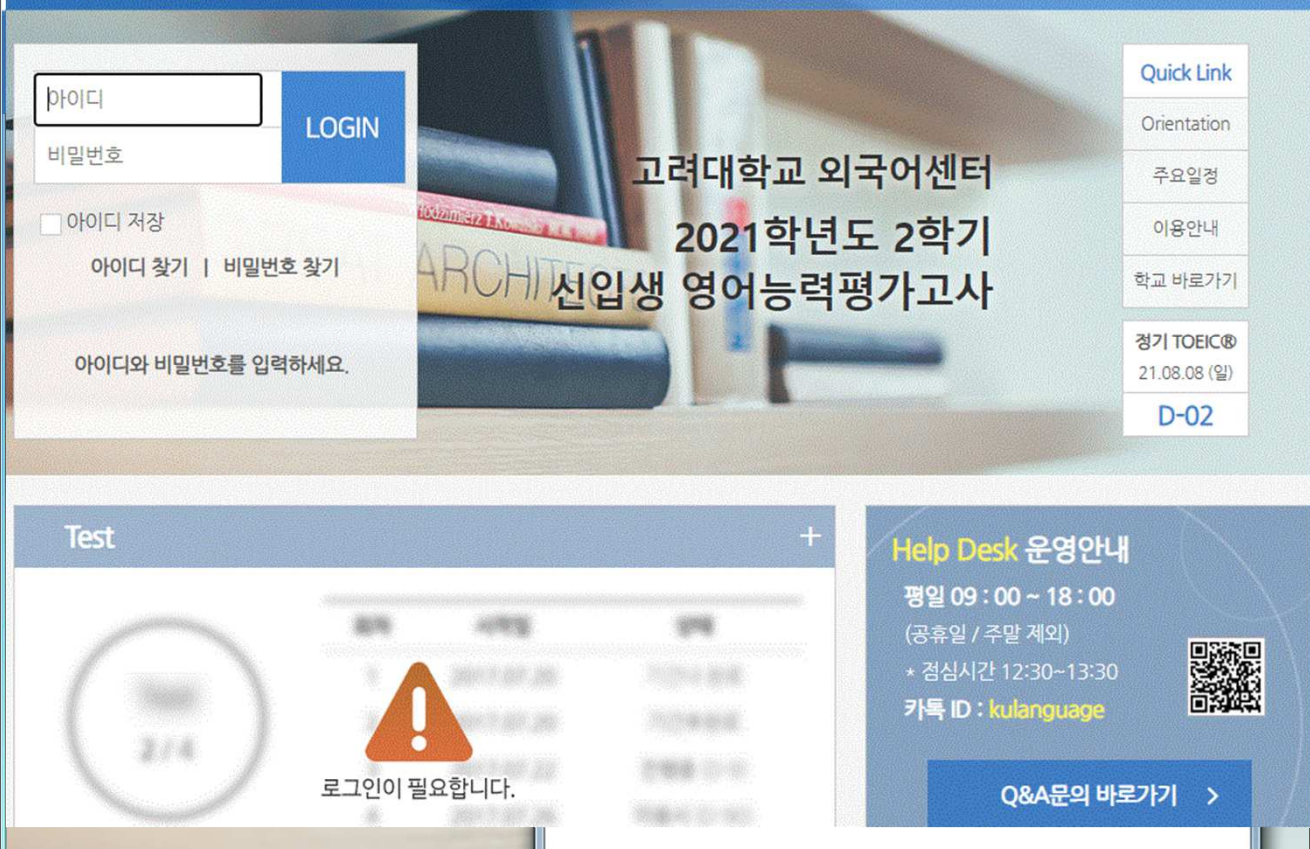
온라인 TOEIC TEST

Total 200 questions 120min

LC : 100 questions / 45min

RC : 100 questions / 75min


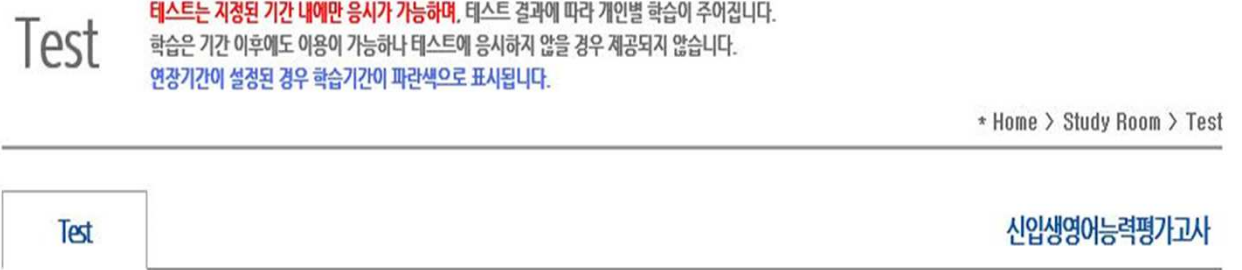
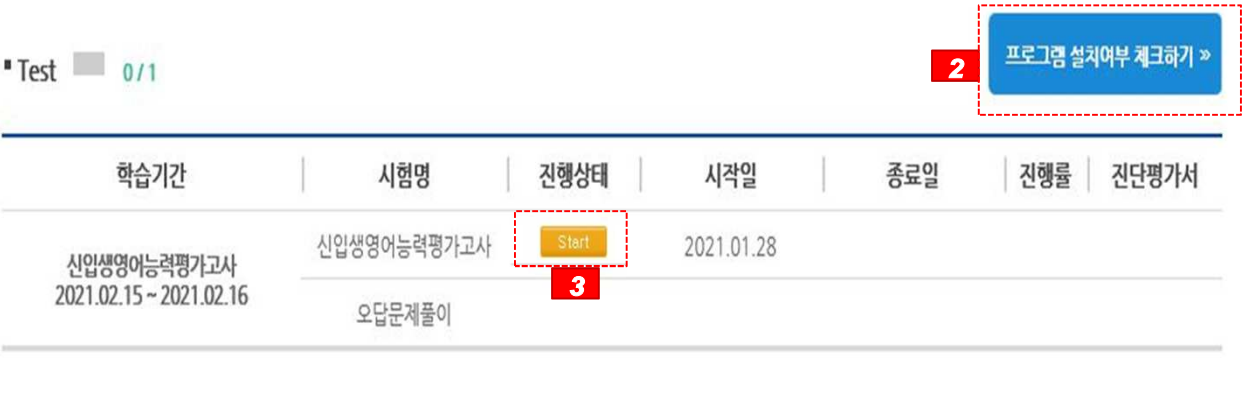
사이트 이용방법

화면	설명
	<p>1</p> <p>www.eslscat.com/class/kufresh2</p> <ul style="list-style-type: none"> - Go to the website above - Log in
	<p>2</p> <p>Your ID and PW</p> <p>1) New Student:</p> <ul style="list-style-type: none"> - ID: Put 212 and your application number that you received when you applied to KU (ID ex: 212FABA00000) - PW: sent to your email. Please check your email account that you provided when you applied to KU. <p>2) Current Student:</p> <ul style="list-style-type: none"> - ID: Type your school number (학번) - PW: sent to your KU email account.


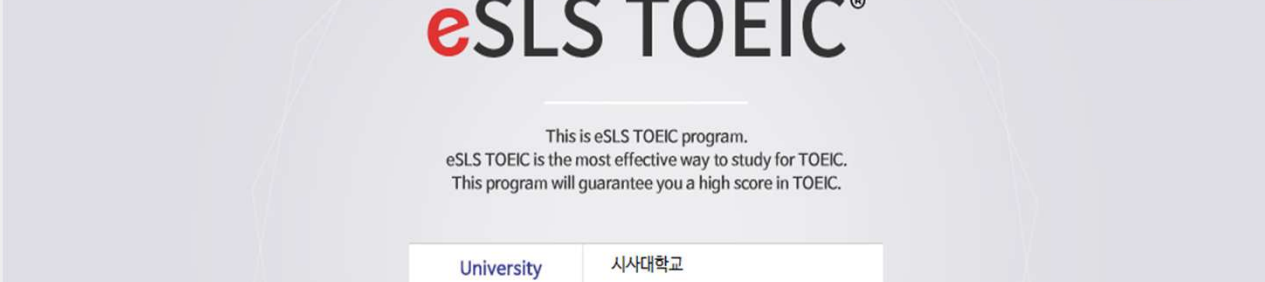
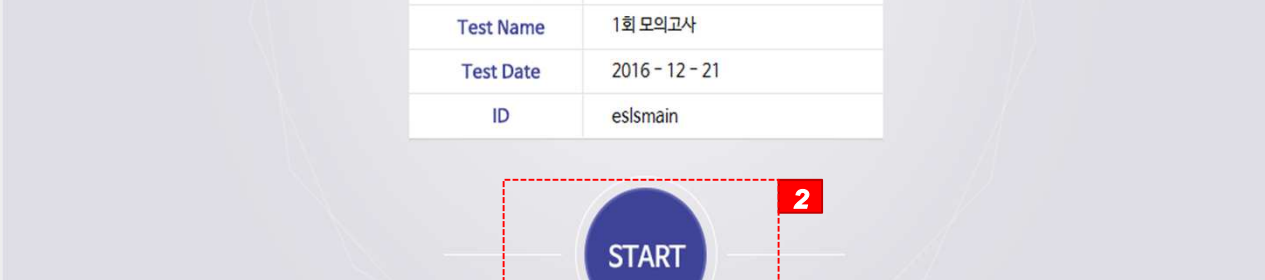

사이트 이용방법

화면	설명
<p>이용약관, 개인정보 수집 및 이용, 이벤트 안내 SMS / 메일 수신(선택)에 모두 동의합니다.</p> <p>1 <input type="checkbox"/></p> <p>이용약관에 대한 동의 (필수) <input type="checkbox"/></p> <p>제 1 조 [목적] 이 약관은 (주)와이비엔넷 (이하 "회사")가 제공하는 제반 서비스의 이용과 관련하여 회사와 회원과의 권리, 의무 및 책임사항, 기타 필요한 사항을 규정함을 목적으로 합니다.</p> <p>제 2 조 [정의] 이 약관에서 사용하는 용어의 정의는 다음과 같습니다. ① "회원"이라 함은 회사의 "서비스"에 접속하여 이 약관에 따라 "회사"와 이용계약을 체결하고 "회사"가 제공하는 "서비스"를 이용하는 고객을 말합니다. ② "아이디(ID)"라 함은 "회원"의 식별과 "서비스" 이용을 위하여 "회원"이 정하고 "회사"가 승인하는</p>	<p>1 - Click the check boxes - Click [동의] (blue box)</p>
<p>개인정보 수집 및 이용에 대한 동의 (필수) <input type="checkbox"/></p> <p>개인 정보 수집 항목 및 수집방법</p> <p>① 수집항목 회사는 기본적인 서비스 제공을 위한 최소한의 필수 정보만을 아래와 같이 수집하고 있으며 고객 각각의 기호와 필요에 맞는 서비스를 제공하기 위한 정보 수집 시 별도 동의를 득하고 수집하고 있습니다. <일반 회원가입> - 필수정보 : 아이디(학번), 이름, 영문이름, 생년월일, 비밀번호, 연락처, 이메일 - 선택정보 : SMS/이메일 수신동의 서비스 이용과정이나 사업처리 과정에서 아래와 같은 정보들이 자동으로 생성되어 수집될 수 있습니다</p>	<p>2 Please check the main page again to see your name is shown (logged in) correctly</p>
<p>이벤트 등 광고 알림 수신 동의 (선택) <input type="checkbox"/> 전체선택</p> <p>SNS <input type="checkbox"/> 이메일 <input type="checkbox"/></p>	
<p>위 내용은 학사운영(성적처리, 통계데이터 등)에 필요한 최소한의 개인정보 활용 동의에 대한 것으로 보안 정책상 학습 이용 전 개인정보 수집 및 활용에 동의하셔야만 서비스 이용이 가능한 점 양해 부탁드립니다.</p> <p><input type="button" value="동의 안함"/> <input type="button" value="동의"/></p>	



사이트 이용방법

화 면	설 명																						
 <p>Study Room ★ My Page Free Contents Notice Help Desk</p>	1	Click [Study Room]																					
 <p>Test</p> <p>테스트는 지정된 기간 내에만 응시가 가능하며, 테스트 결과에 따라 개인별 학습이 주어집니다. 학습은 기간 이후에도 이용이 가능하나 테스트에 응시하지 않을 경우 제공되지 않습니다. 연장기간이 설정된 경우 학습기간이 파란색으로 표시됩니다.</p> <p>* Home > Study Room > Test</p> <p>Test</p> <p>신입생영어능력평가고사</p> <p>■ Test 0/1</p> <p>프로그램 설치여부 체크하기 >></p>	2	Click [프로그램 설치여부 체크하기] (blue box) to install the program																					
 <table border="1"> <thead> <tr> <th>학습기간</th> <th>시험명</th> <th>진행상태</th> <th>시작일</th> <th>종료일</th> <th>진행률</th> <th>진단평가서</th> </tr> </thead> <tbody> <tr> <td>신입생영어능력평가고사 2021.02.15 ~ 2021.02.16</td> <td>신입생영어능력평가고사</td> <td>Start</td> <td>2021.01.28</td> <td></td> <td></td> <td></td> </tr> <tr> <td></td> <td>오답문제풀이</td> <td></td> <td></td> <td></td> <td></td> <td></td> </tr> </tbody> </table>	학습기간	시험명	진행상태	시작일	종료일	진행률	진단평가서	신입생영어능력평가고사 2021.02.15 ~ 2021.02.16	신입생영어능력평가고사	Start	2021.01.28					오답문제풀이						3	Click [Start] Button to start the test (You might be asked to re-log in)
학습기간	시험명	진행상태	시작일	종료일	진행률	진단평가서																	
신입생영어능력평가고사 2021.02.15 ~ 2021.02.16	신입생영어능력평가고사	Start	2021.01.28																				
	오답문제풀이																						

사이트 이용방법

화면	설명								
	<p>1 Click [Sound Check] and [Test Guide]</p>								
 <p style="text-align: center;">eSLS TOEIC®</p> <p style="text-align: center;">This is eSLS TOEIC program. eSLS TOEIC is the most effective way to study for TOEIC. This program will guarantee you a high score in TOEIC.</p> <table border="1" style="margin-left: auto; margin-right: auto;"> <tr> <td>University</td> <td>시사대학교</td> </tr> <tr> <td>Test Name</td> <td>1회 모의고사</td> </tr> <tr> <td>Test Date</td> <td>2016 - 12 - 21</td> </tr> <tr> <td>ID</td> <td>eslsmain</td> </tr> </table>	University	시사대학교	Test Name	1회 모의고사	Test Date	2016 - 12 - 21	ID	eslsmain	<p>2 If you are ready to start, Click the [START] button</p>
University	시사대학교								
Test Name	1회 모의고사								
Test Date	2016 - 12 - 21								
ID	eslsmain								
									
 <p style="text-align: center;">Copyright © (주)와이비엠넷. All Rights Reserved.</p>									

사이트 이용방법

화면	설명																				
	1 Check the number of questions and the test time																				
<p data-bbox="602 735 1028 759">본 시험의 평가 문항구성 및 시험시간은 아래와 같습니다.</p> <table border="1" data-bbox="517 794 1113 1018"><tr><td colspan="2">L/C (100문제, 45분)</td><td colspan="2">R/C (100문제, 75분)</td></tr><tr><td>PART 1</td><td>6문제</td><td>PART 5</td><td>30문제</td></tr><tr><td>PART 2</td><td>25문제</td><td>PART 6</td><td>16문제</td></tr><tr><td>PART 3</td><td>39문제</td><td>PART 7</td><td>54문제</td></tr><tr><td>PART 4</td><td>30문제</td><td></td><td></td></tr></table>	L/C (100문제, 45분)		R/C (100문제, 75분)		PART 1	6문제	PART 5	30문제	PART 2	25문제	PART 6	16문제	PART 3	39문제	PART 7	54문제	PART 4	30문제			2 Click [TEST START]
L/C (100문제, 45분)		R/C (100문제, 75분)																			
PART 1	6문제	PART 5	30문제																		
PART 2	25문제	PART 6	16문제																		
PART 3	39문제	PART 7	54문제																		
PART 4	30문제																				
<p data-bbox="665 1099 965 1121">아래 버튼을 클릭하시면 시험이 시작됩니다.</p> 																					
<p data-bbox="665 1374 965 1396">Copyright © (주)와이비엠넷. All Rights Reserved.</p>																					

How to take the test with your smartphone



Android: "Google Play"

Apple: "APP Store"

Find eSLS TOEIC and download the app

How to take the test with your smartphone

1 Type kufresh2

2 Type your ID

- New student:
ID ex: 212 + Your application number)

(ex. 212FAFB00000)

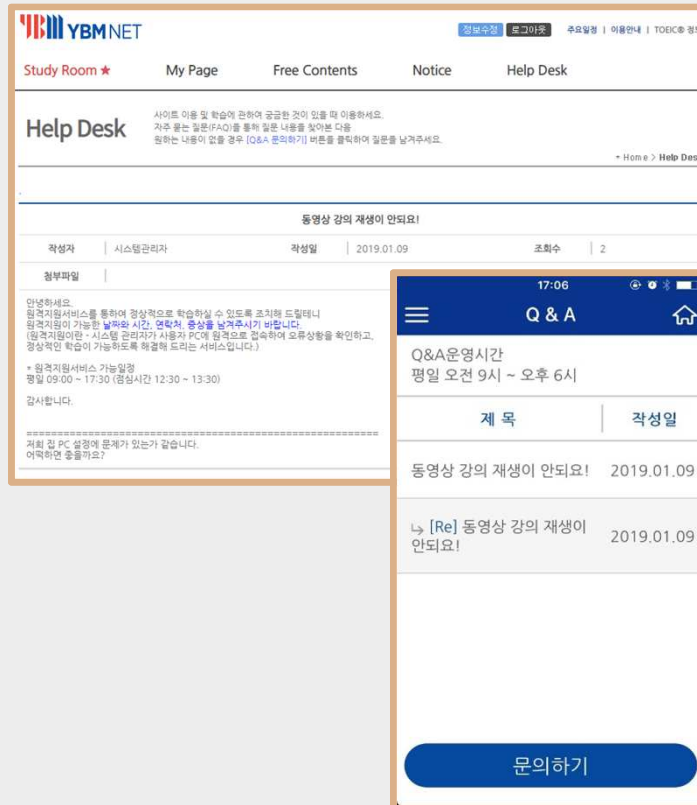
- Current student: your school number

3 Type your password and click [로그인] to start

- Password has been sent to your email.
Please check your email account that you provided when you applied to KU.
(current student: KU email account)

How to take the test with your smartphone

HELP DESK



1

Ask through HELP DESK Q&A (website)

2

Phone number 02-2008-5290 (82-2-2008-5290)
Available 09:00~18:00 (except for 12:30~13:30)